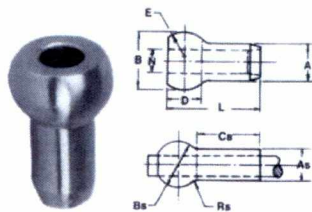


Wire Rope Assembly & Fittings

Swaged Cable Fittings/Swaged Turnbuckle Fittings

Single Shank Ball MS


20664
Corrosion Resistant Steel



MS Part Number	Nom. Cable Dia.	Dimensions (in)											Wt. Per Piece (lbs)
		A Dia.	As Dia.	B Dia.	Bs Spherical Dia.	Cs	D	E Rad Ref	L	N Dia.	Rs Max Rad		
MS20664C2*	1/16	.132	.112	.212	.190	.156	.114	.0825	.2685	.073	.014	.0019	
MS20664C3*	3/32	.168	.143	.282	.253	.234	.152	.110	.384	.104	.019	.005	
MS20664C4*	1/8	.223	.190	.350	.315	.313	.1895	.137	.500	.139	.023	.0075	
MS20664C5*	5/32	.259	.222	.424	.379	.391	.2275	.165	.616	.169	.028	.01	
MS20664C6*	3/16	.298	.255	.492	.442	.469	.2645	.192	.730	.201	.033	.015	
MS20664C7*	7/32	.352	.302	.560	.505	.547	.3025	.220	.846	.233	.038	.025	
MS20664C8*	1/4	.406	.348	.629	.567	.625	.3395	.247	.962	.264	.042	.03	
MS20664C9	9/32	.444	.382	.699	.632	.750	.3775	.275	1.078	.297	.046	.05	
MS20664C10*	5/16	.480	.413	.768	.694	.813	.4145	.302	1.193	.328	.046	.066	

*Denotes Stock Item


Jaw Smooth Turnbuckle



The Smooth Line Turnbuckles are state-of-the-art fittings. The cable is terminated internally so one does not see a swage terminal (or threads) as on a conventional turnbuckle. The Jaw Smooth Line Turnbuckle adapts itself to wide variety of projects. The jaw will easily attach to eyes, tabs or in a channel.

Cat. No.	Wire Size (in)	Open (in)	Closed (in)
60-700	1/8	8	6-5/16
60-702	3/16	8	6-5/16
* Hand Crimp			
26-715	1/8	8	6-5/16
27-715	3/16	8	6-5/16

Deck Toggle Smooth Line Turnbuckle



The Deck Toggle Smooth Line Turnbuckle will mount to any flat surface. It can be through bolted by its two tabs and also has the ability to toggle 140°.

Cat. No.	Wire Size (in)	Open (in)	Closed (in)
60-700-1	1/8	8	6-5/16
60-702-1	3/16	8	6-5/16
* Hand Crimp			
26-715-1	1/8	8	6-5/16
27-715-1	3/16	8	6-5/16

3
Wire Rope Assembly and Fittings

SWAGED TURNBUCKLE FITTINGS


Button & Swage Turnbuckle



The Button and Swage Turnbuckle has a clean simple look with no jaw. It must be used on a straight run and attached in a through hole with the button on the back-side of the baluster.

Cat. No.	Wire Size (in)	Open (in)	Closed (in)
19-314-10F	1/8	11-1/2	8-1/4
19-316-10F	3/16	11-1/2	8-1/4
19-308-7F	1/4	11-3/4	8
* Hand Crimp			
26-412-10F	1/8	11-11/16	8-1/8
27-412-10F	3/16	12	8-1/2

Versa Ball & Swage Turnbuckle



The Versa Ball and Swage Turnbuckle is made to accept the angles of stairways. The versa-ball allows the turnbuckle to integrate itself to your desired angle. The ball allows this turnbuckle to gimbal in its mount.
Note: 5/32" cable size available.

Cat. No.	Wire Size (in)	Open (in)	Closed (in)
19-314-10V	1/8	11-1/4	8-1/4
19-316-10V	3/16	11-1/4	8-1/4
19-308-7V	1/4	11-1/2	7-3/4
* Hand Crimp			
26-412-10V	1/8	11-11/16	8-1/8
27-412-10V	3/16	12	8-1/2


Swage to Swage Turnbuckle



Appearing in the middle of the cable, the Swage to Swage Turnbuckle needs a fitting at each end to make a complete assembly. You need to use three fittings per cable run, but it makes for a distinctive look.
Also available in new "shortie" sizes. 3" long body with 2" of adjustment.

Cat. No.	Wire Size (in)	Open (in)	Closed (in)
19-314-3	1/8	11-3/4	8-3/4
19-316-6	3/16	11-3/4	8-3/4
19-308-27	1/4	13-1/4	9-3/4
19-308-2	1/4	14-7/8	10-5/8
* Hand Crimp			
26-412-3	1/8	12-1/2	9-1/2
27-412-6	3/16	12-1/2	9-1/2


Button Smooth Line Turnbuckle



The Button Smooth Line Turnbuckle has the cleanest, simplest look of all the Smooth Lines. The button retains the fitting in a through hole in the baluster. The fitting is used in straight line runs.

Cat. No.	Wire Size (in)	Open (in)	Closed (in)
60-710-LF	1/8	9-9/16	7-13/16
60-712-LF	3/16	9-9/16	7-13/16
* Hand Crimp			
26-725-LF	1/8	9-9/16	7-13/16
27-725-LF	3/16	9-9/16	7-13/16


Versa Ball Smooth Line Turnbuckle



The Versa Ball Smooth Line Turnbuckle gimbal in its own mount, making it the turnbuckle of choice on stairways or anywhere a cable installation at a divergent angle is needed.

Cat. No.	Wire Size (in)	Open (in)	Closed (in)
60-710-LV	1/8	9-9/16	7-13/16
60-712-LV	3/16	9-9/16	7-13/16
* Hand Crimp			
26-725-LV	1/8	9-9/16	7-13/16
27-725-LV	3/16	9-9/16	7-13/16

Railjuster Turnbuckle



The Railjuster Turnbuckle is made for quick assembly with an allen wrench and an adjustable wrench once it is swaged to the wire.
*Not a true 1/8" fitting (sleeve)

Cat. No.	Wire Size (in)	Open (in)	Closed (in)
70-314*	1/8	6-1/2	5
70-316	3/16	6-1/2	5
* Hand Crimp			
26-714*	1/8	7-1/4	5-3/4
27-716	3/16	7-1/4	5-3/4

Wire Rope Assembly & Fittings

Swaged Turnbuckle Fittings/End Fittings

19 Series "Shortie" Turnbuckle



All 1/4-28 body turnbuckles are available in a new shorter length. Body length is 3" for 2" of total adjustment. Add "S" to std. cat. no., same price.

Acorn Nuts

The capped acorn nut secures terminal ends leaving no exposed threads or rough edges.

Cat No. Size
35-600 1/4-28



*Versa Ball, Buttons, Washers and Nuts sold separately.

Machined Series: Closed Body Double Socket Turnbuckle

Rope Size (in)	Self-Colored Steel	Zinc Plated Steel	Stainless Steel	Bronze	Dimensions (in)		Take-up (in)
					C Min.	D	
1/16	ID-5506-N	ID-5506-V	IS-5506	IZ-5506	6-3/8	7/16	2-1/2
3/32	ID-5509-N	ID-5509-V	IS-5509	IZ-5509	7-1/4	9/16	2-7/8
1/8	ID-5512-N	ID-5512-V	IS-5512	IZ-5512	7-1/4	9/16	2-7/8
5/32	ID5515-N	ID-5515-V	IS-5515	IZ-5515	8-5/8	11/16	3-1/8
3/16	ID-5518-N	ID-5518-V	IS-5518	IZ-5518	8-5/8	11/16	3-1/8
7/32	ID-5521-N	ID-5521-V	IS-5521	IZ-5521	11-7/8	7/8	4-13/16
1/4	ID-5525-N	IS-5525-V	IS-5525	IZ-5525	11-7/8	7/8	4-13/16
9/32	ID-5528-N	ID-5528-V	IS-5528	IZ-5528	12-7/8	1	4-9/16
5/16	ID-5531-N	ID-5531-V	IS-5531	IZ-5531	12-7/8	1	4-9/16
3/8	ID-5537-N	ID-5537-V	IS-5537	IZ-5537	14-1/2	1-1/8	5-5/16
7/16	ID-5543-N	IS-5543-V	IS-5543	IZ-5543	18-5/8	1-5/16	8-1/16
1/2	ID-5550-N	ID-5550-V	IS-5550	IZ-5550	19-1/4	1-1/2	8-1/16

NOTE: A swaged turnbuckle body may be substituted for smaller rope sizes, resulting in slightly longer overall length.

3
Wire Rope Assembly and Fittings

Deck Toggle & Swage Turnbuckle



Our DeckToggle and Swage Turnbuckle can be mounted to any flat surface and is held in place by two tabs suitable for through bolting. The best feature of the deck toggle is it can articulate 140°.

Also available in new "Shortie" size, 3" long body with 2" of adjustment.

Cat. No.	Wire Size (in)	Open (in)	Closed (in)
19-314-1T	1/8	10-3/4	7-3/4
19-316-1T	3/16	11-1/4	8-1/4
* Hand Crimp			
26-412-1T	1/8	11-1/2	8-1/2
27-412-1T	3/16	11-1/2	8-1/2

Classic Jaw & Swage Turnbuckle



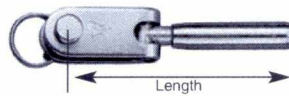
The Classic Jaw and Swage Turnbuckle is an excellent choice for a wide variety of applications. A clevis pin in the jaw attaches to the eyes, tabs or in a channel.

Also available in new "Shortie" size, 3" long body with 2" of adjustment.

Cat. No.	Wire Size (in)	Open (in)	Closed (in)
19-314	1/8	11-1/4	8-1/4
19-316	3/16	11-1/4	8-1/4
19-308-7	1/4	12-3/4	9
19-308	1/4	14-1/4	10
* Hand Crimp			
26-412	1/8	11-5/8	8-3/4
27-412	3/16	11-5/8	8-3/4

END FITTINGS:

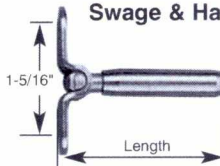
Toggle Jaw - Machine Swage & Hand Crimp



*Not a true 1/8" fitting (sleeve)

Cat. No	Wire Size (in)	Length (in)
25-314*	1/8	3-3/16
25-316	3/16	3-5/16
25-308-7	1/4	3-1/4
25-308	1/4	3-3/4
* Hand Crimp		
26-415*	1/8	3-3/16
27-415	3/16	3-13/16

Deck Terminal - Machine Swage & Hand Crimp



Cat. No	Wire Size (in)	Length (in)
25-304-1	1/8	2-1/8
25-316-1T	3/16	2-1/8
* Hand Crimp		
26-405-1	1/8	2-3/4
27-415-1T	3/16	3

Machined Series: Closed Body Double Clevis & Socket Turnbuckle

Rope Size	Catalog Numbers				Dimensions (in)						Takeup (in)
	Self-Colored Steel	Zinc Plated Steel	Stainless Steel	Bronz	A	B	C Min.	D	E	F	
1/16	IJD-406-N	IJD-406-V	IJS-406	IJZ-406	17/64	3/8	5-5/32	21/32	3/16	3/16	2-1/2
3/32	IJD-409-N	IJD-409-V	IJS-409	IJZ-409	5/16	1/2	6-1/4	13/16	1/4	1/4	2-7/8
1/8	IJD-412-N	IJD-412-V	IJS-412	IJZ-412	5/16	1/2	6-1/4	13/16	1/4	1/4	2-7/8
5/32	IJD-415-N	IJD-415-V	IJS-415	IJZ-415	3/8	5/8	7-5/16	15/16	5/16	5/16	3-1/8
3/16	IJD-418-N	IJD-418-V	IJS-418	IJZ-418	3/8	5/8	7-5/16	15/16	5/16	5/16	3-1/8
7/32	IJD-421-N	IJD-421-V	IJS-421	IJZ-421	15/32	3/4	10	1-1/8	3/8	3/8	4-13/16
1/4	IJD-425-N	IJD-425-V	IJS-425	IJZ-425	15/32	3/4	10	1-1/8	3/8	3/8	4-13/16
9/32	IJD-428-N	IJD-428-V	IJS-428	IJZ-428	17/32	7/8	10-1/2	1-5/16	3/8	7/16	4-9/16
5/16	IJD-431-N	IJD-431-V	IJS-431	IJZ-431	17/32	7/8	10-1/2	1-5/16	3/8	7/16	4-9/16
3/8	IJD-437-N	IJD-437-V	IJS-437	IJZ-437	5/8	1	12	1-7/16	1/2	1/2	5-5/16
7/16	IJD-443-N	IJD-443-V	IJS-443	IJZ-443	23/32	1-1/4	15-13/16	1-5/8	7/16	5/8	8-1/16
1/2	IJD-450-N	IJD-450-V	IJS-450	IJZ-450	51/64	1-3/8	16-7/32	1-7/8	1/2	11/16	8-1/16

NOTE: A swaged turnbuckle body may be substituted for smaller rope sizes, resulting in an overall length slightly longer than indicated.